

Echocardiography Information Guide

What is an Echocardiogram?

An Echocardiogram, or 'echo', uses ultrasound to produce an image of your heart. Your heart chambers, valves, large arteries and veins and blood flow and pressures can be assessed in great detail. An Echocardiogram will provide your doctor with information about the structure and function of your heart at rest.



- As an ultrasound, it does not involve radiation or needles.
- You do not need to specially prepare for an echocardiogram.
- Comfortable two piece clothing is recommended.
- A gown can also be provided.

Having an Echocardiogram at IQ Radiology

What does the scan involve?

During the test you will be required to lie on an examination bed on your left-hand side and back. Three sticky dots will be placed on your chest and connected to the machine to allow your heart images to be captured in rhythm to your heart beat.

How is the heart imaged?

To image the heart, the cardiac sonographer will place a thick water-based gel on the imaging probe and then place this probe on your chest and abdomen to obtain multiple images of your heart from different angles. They will also explain the process on the day.

Will images show on screen?













You will be able to see images of your heart on the screen and hear noises representing blood flow. The cardiac sonographer will take a standard series of measurements throughout the test. You may be asked to hold your breath to achieve high quality images.

How long does the scan take?

The test takes between 30-45mins and you will be lying still throughout the examination. You should not feel pain or discomfort during the test. A report will be generated by the reporting cardiac radiologist and the results will be sent to your doctor within 3 days.

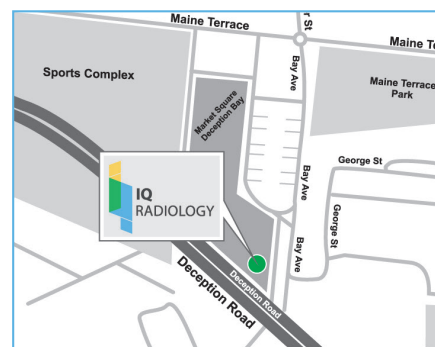


Other Services available at IQ Radiology

- | | | |
|---|--|--|
|  X-ray |  Mammography |  Bone Densitometry |
|  CT |  Dental Imaging |  Interventional Procedures |
|  MRI |  Echocardiography |  Womens Imaging |
|  Ultrasound |  Pain Management |  Occupational Imaging |

Why Choose us?

-  You will be cared for by our experienced and highly qualified healthcare team.
-  We will ensure you feel comfortable and at ease throughout the whole imaging process.
-  Our practices have modern facilities with state of the art imaging equipment that uses the latest technology.
-  Fast and accurate reports



Deception Bay Market Square, cnr Deception Bay Road & Bay Road, Deception Bay Qld 4507

Endorsed by:



 bookings@iqradiology.com.au

 iqradiology.com.au

 **1300 MY SCAN**
1300 697 226

Excellence in Diagnostics